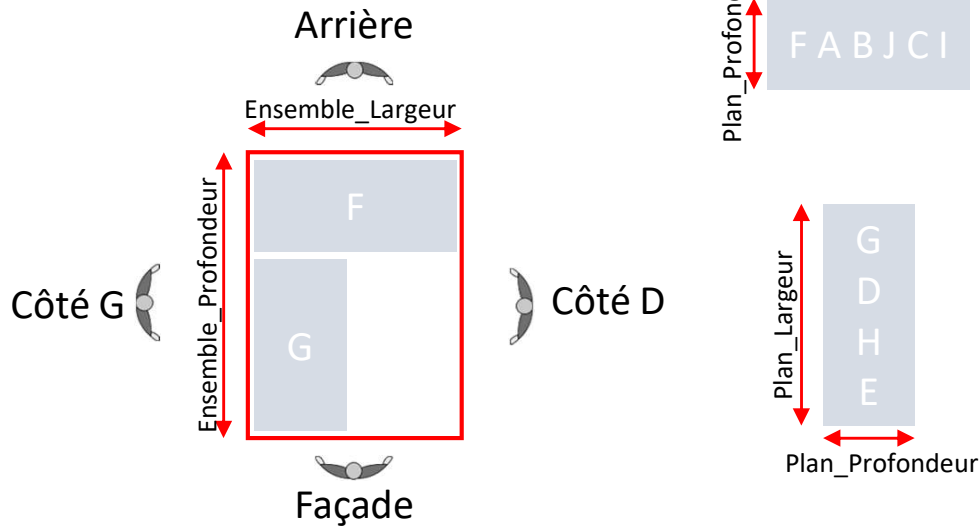
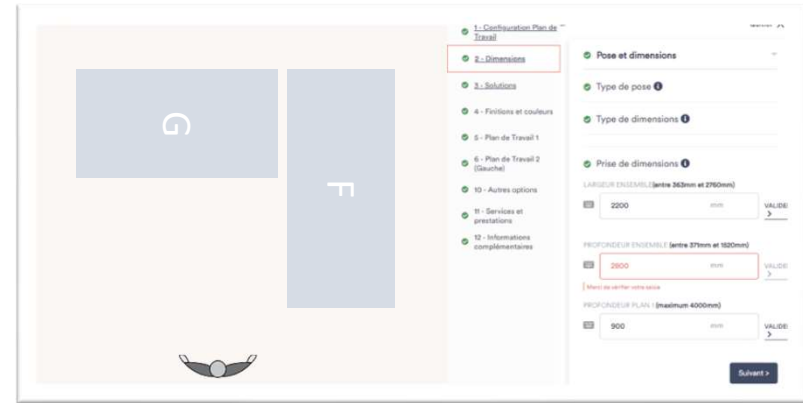


# Plans de travail Composés

L'agencement et les côtes sont toujours définis selon le point de vue Façade

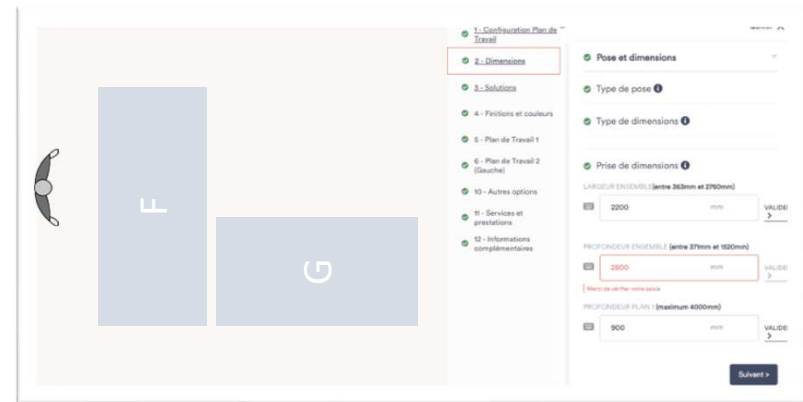


Selon la position du regardant et son point de vue, la représentation de l'ensemble est tournée sur le dessin.



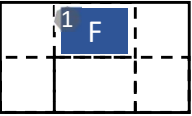
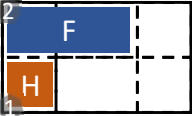
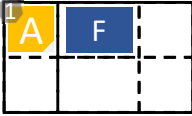
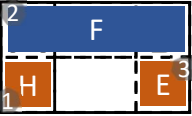




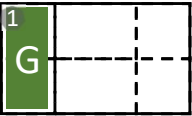



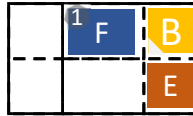
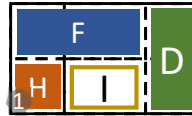
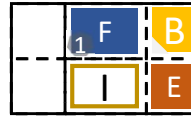
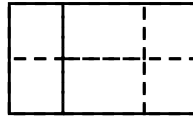

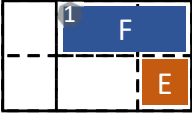


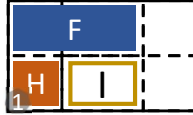

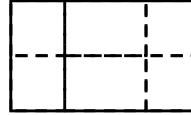
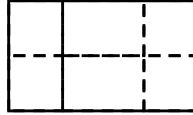

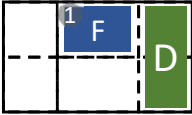

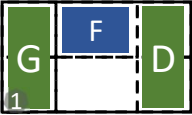


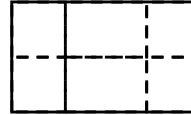



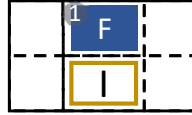
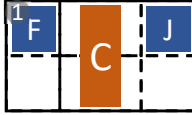
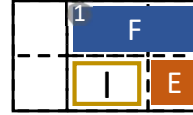
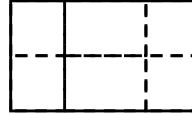
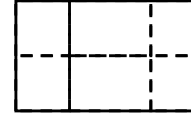
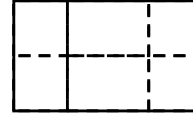
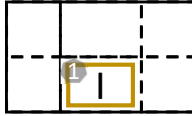
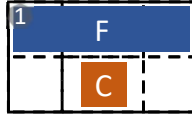


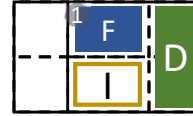


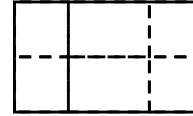
Exemple : Point de vue Côté D, le regardant en Bas

Le regardant est positionné en Haut, en Bas, à Gauche ou à Droite du dessin.



Exemple : Point de vue Arrière, le regardant à Gauche

# Agencements plans de travail composés

 1F	 2HF	 2AF	 3HE	 3AF	 4HIE	 4AI	 5AFB
 1G	 2GF	 2A	 3HD	 3FB	 4HID	 4IB	 -
 1D	 2FE	 2FB	 3GE	 3HI	 4GIE	 -	 -
 1A	 2FD	 2B	 3GD	 3GI	 4GID	 -	 6AIB
 1B	 2GD	 2I	 3FCJ	 3IE	 -	 -	 -
 1I	 2FC	 -	 3GID	 3ID	 -	 -	 -